


MacMat™

INSTALLATION SHEET

MACCAFERRI

WHAT YOU NEED



Maccaferri MacMat™ rolls



Steel pins \varnothing 6/8 mm



FastMac
pneumatic fastening tool



C-Ring

For MacMat R™ steel
(not included)




4.5 m wide lifting equipment
(not included)

1

PRELIMINARY STEPS & SITE PREPARATION

1. Start with soil grading and low compaction on the slope to achieve an even surface: fill the holes in case of rough soil;
2. On top of the slope, level the soil along the perimeter of the installation;
3. Keeping a distance at least of **0,5 m from the edge of the slope**, excavate a trench approximately **300 mm deep by 500 mm wide**.



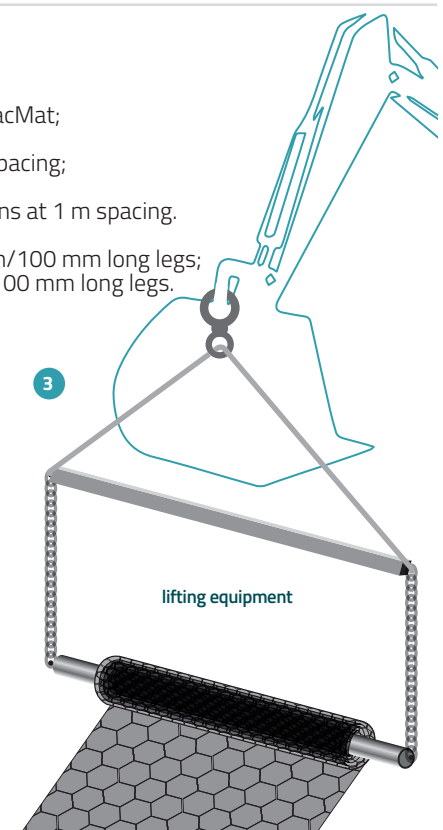
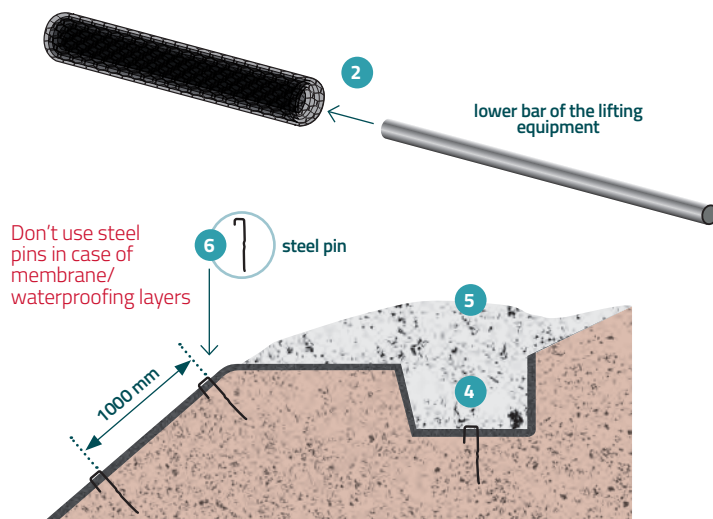
2

MACMAT PLACEMENT

1. Unload MacMat™ rolls;
2. (Optional) Position the lower bar of the lifting equipment into the roll of MacMat;
3. (Optional) Fasten the lifting equipment to the excavator/crane;
4. Anchor MacMat™ along the bottom of the trench using **steel pins** at 1 m spacing;
5. **Fill the trench** and proceed with **soil compaction**
6. Unroll MacMat™ roll downslope and fix the mat to the ground with steel pins at 1 m spacing.

Generally:

- **Unreinforced MacMat™:** \varnothing 6-8 mm **steel pins** with asymmetric 300 mm/100 mm long legs;
- **Reinforced MacMat R™:** \varnothing 8 mm **steel pins** with asymmetric 300 mm/100 mm long legs.

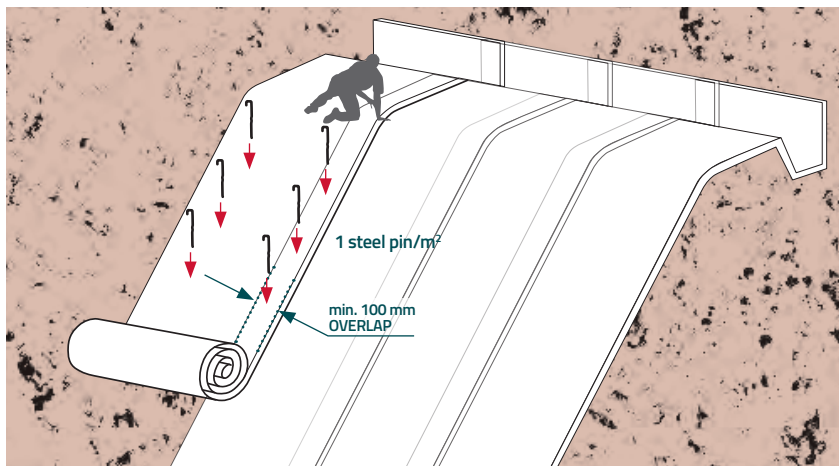


MacMat™

INSTALLATION SHEET

3

ROLLS JUNCTION

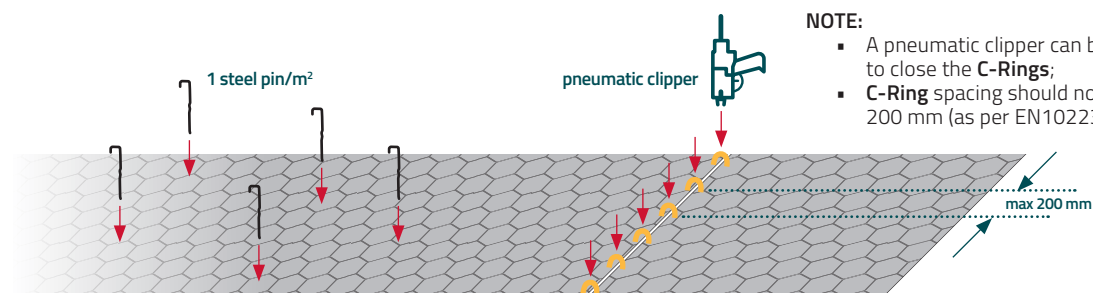


A MacMat™

1. Two adjacent rolls shall **overlap by at least 100 mm** along the two longitudinal edges;
2. Secure the overlap to the ground with **steel pins**.

B MacMat R™ steel

1. Use C-rings to fasten two adjacent rolls together and secure the rolls to the ground with **steel pins**



NOTE:

- A pneumatic clipper can be used to close the **C-Rings**;
- **C-Ring** spacing should not exceed 200 mm (as per EN10223-3).


4

FINISHING

1. Cover the **MacMat™** with topsoil and spread it into the three-dimensional matrix.

NOTE:

- No compaction operations are needed, the topsoil will interlock with the geomat.



Officine Maccaferri S.p.A.
Via J.F. Kennedy, 10
40069 Zola Predosa (Bologna) - Italy
T: + (39) 051 643 6000
E: info@hq.maccaferri.com

maccaferri.com