

GREEN TERRAMESH® GALMAC & POLIMAC® COATED

Green Terramesh® is an environmentally friendly modular system used for soil reinforcement made of pre-assembled units fabricated with double twisted wire mesh 8x10, an erosion control blanket, a welded mesh panel, pre-formed steel brackets and steel loose tie rods to be connected at the job site to shape the unit to the required slope angle.

The external face, reinforcing panel and top return are woven into a single unit.

The facing retains the backfill soil and permits a vegetative cover to establish rapidly. Attached behind the woven wire mesh is a welded wire mesh panel. An erosion control blanket made of a biodegradable 100% coconut fiber biomat is used to retain the vegetative soil.

The Green Terramesh® main unit is fabricated from Galmac (Zn-Al5% alloy) and PoliMac® coated steel wire.

The management and production system is certified in compliance with ISO 9001.

Dimensions, tolerances, and sizes are shown in Table 1.

Steel wire mesh

The nominal tensile strength of the wire mesh shall be as per Table 2; test done as per EN 10223-3:2013.

When the mesh is tested at 50% of the nominal tensile strength in accordance to EN 10223-3:2013, the wires will not show cracks in the organic coating within the double twists region.

Wire

The steel wire used in the manufacture of the unit is galvanized with Galmac, a Zn-5%Al alloy.

A PoliMac® coating with a nominal thickness of 0.50 mm is then applied to provide added protection for use in hydraulic works, polluted environments or wherever the risk of corrosion is present. The standard specifications of mesh-wire are shown in Tables 2 and 3. All tests on wire must be performed prior to manufacturing the mesh.

- Tensile strength:** the wire used for the manufacture of gabions shall have a tensile strength between 350-550 N/mm² as per EN 10223-3:2013. Wire tolerances (Table 4) are in accordance with EN 10218 (Class T1).
- Elongation:** Elongation at fracture shall not be less than 8%, on a gauge length of 250 mm as per EN 10223-3: 2013.
- Galmac coating:** minimum quantities of Galmac (Table 4) meet the requirements of EN 10244-2 (Table 2 - Class A).
- Adhesion of Galmac:** the adhesion of the Galmac coating to the wire shall be such that, when the wire is wrapped six turns around a mandrel having four times the diameter of the wire, it does not flake or crack when rubbing it with the bare fingers, according to EN 10244.
- Outwearing accelerated aging test:** when subjected to test in sulphur dioxide environment (EN ISO 6988) after 28 cycles of discontinuous test the mesh shall not show more than 5% of DBR (Dark Brown Rust).

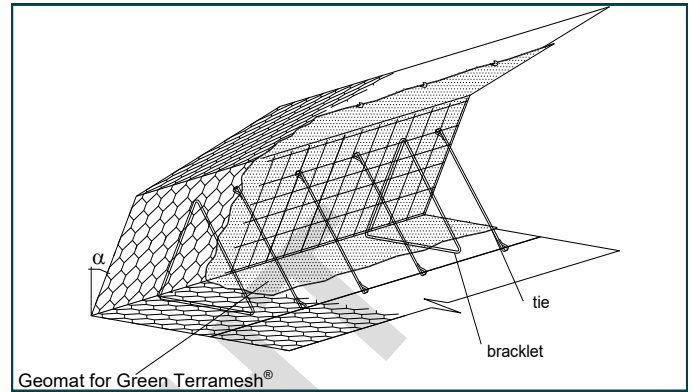


Figure 1

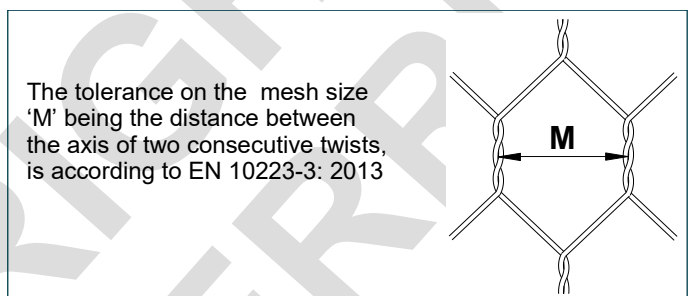


Figure 2

PoliMac® coating

The technical characteristics and the ageing resistance of the PoliMac® coating comply with EN 10245-1.

Colour: grey RAL 7012.

Resistance to UV radiation: the tensile strength and elongation at break of the base compound after 2500 hours of exposure to QUV-A (ISO 4892-3 mode 1) do not change more than 25% from the initial test results.

Chemical resistance: the PoliMac® resist the chemical agents in concentrations that are representative of soil and water normally found in civil works.

Outwearing accelerated ageing test in salt spray: when the PoliMac® coated wire mesh is subjected to the neutral salt spray test (ISO 9227) after 6000 hours of exposure the mesh does not show more than 5% of DBR (Dark Brown Rust).

Resistance to abrasion: the PoliMac® coating does not expose metal wire when tested in accordance with procedure described in par. 4.1.2.1 of EN 60229:2008, after 100,000 cycles with a vertical force of the steel angle of 20N.

Table 1: Sizes of Green Terramesh®

L=Length (m)	W=Width (m)	H=Height (m) / (slope angle °)
3.0	2	0.76 / (70°)
4.0		0.73 / (65°)
5.0		0.70 / (60°)
6.0		0.70 / (60°)
7.0		0.58 / (45°)
8.0		0.58 / (45°)

All sizes and dimensions are nominal. Tolerances of ±5% of the weight, height and length of the Green Terramesh shall be permitted (EN 10223-3:2013)

Lacing Operations

Lacing operations can be made by using the tools shown in Fig.5. Stainless steel rings having the following specification can be used instead of lacing wire (Figs. 3, 4):

- diameter: 3.00 mm
- tensile strength: >1720 - 1900N
- Spacing of the rings must not exceed 200 mm (Fig.3)

Quantity Request

When requesting a quote, please specify:

- size and type of units (length, width, height, slope), see Fig.1,
 - type of mesh and wire coating,
- EXAMPLE: No.100 Green Terramesh® 4x2x0.73m - 65°- Mesh type 8x10 - Wire 2.7 mm - Galmac & PoliMac® coated

Table 2: Standard mesh-wire

Type	M (mm)	Tolerance (mm)	Wire Diameter Int./Ext. (mm)	Mesh Tensile Strength (kN/m)
8x10	80	-0/+10	2.7/3.7	50
8x10	80	-0/+10	2.2/3.2	37

Table 3: Standard wire diameters

	Mesh Wire (mm)	Selvedge Wire (mm)
Green Terramesh	Int.2.7/Ext.3.7	Int.3.4/Ext.4.4
Green Terramesh	Int.2.2/Ext.3.2	Int.3.4/Ext.4.4

Table 4: Wire tolerances and coatings

Wire diameter	mm	2.20	2.70	3.40
Wire diameter tolerance	(±) mm	0.06	0.06	0.07
Minimum Galmac quantity	g/m ²	230	245	265

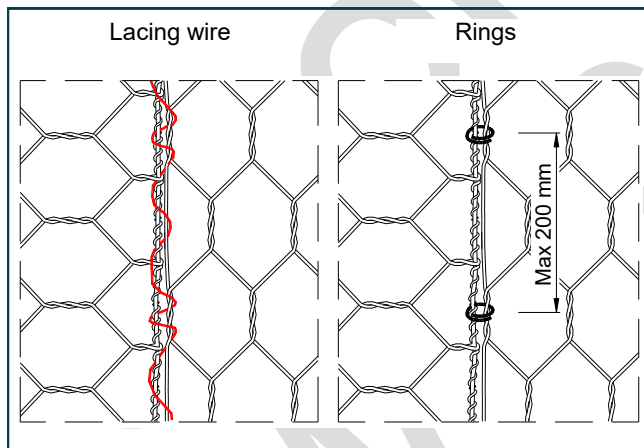


Figure 3

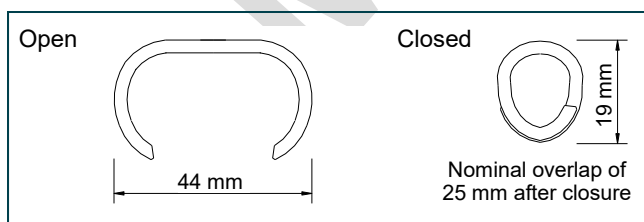


Figure 4

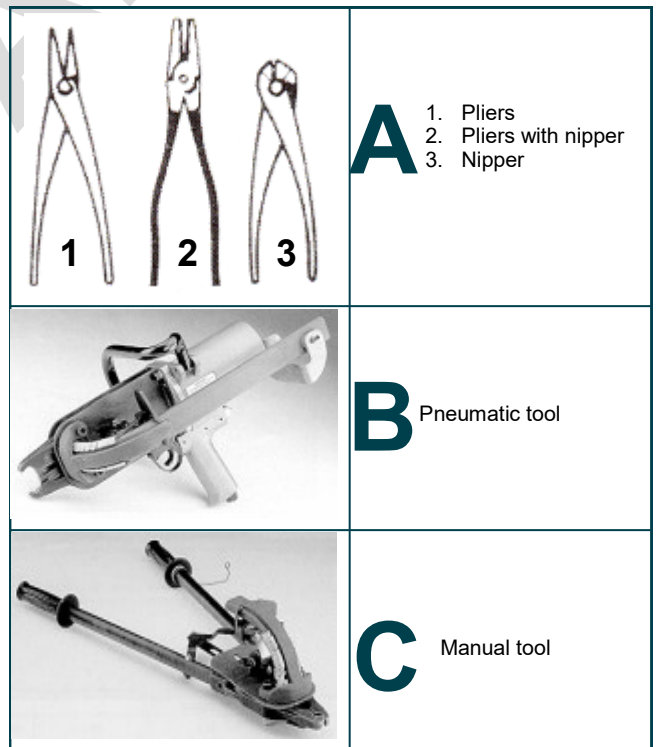


Figure 5

Maccaferri Asia Regional HQ

Unit 3A-11, Block G, Phelio Damansara 1, Petaling Jaya, Selangor, 46350, Malaysia
 T: +(60-3) 7957 8330 F: +(60-3) 7957 9080
 E: info@asia.maccaferri.com www.maccaferri.com/asia/

Bureau Veritas Certified Quality System Company
 with UKAS' s accreditation.